


# 202<sup>3</sup><sub>4</sub> HY-ON LMS Guide

[For students of Hanyang University]



Information about changes of HY-ON LMS in the first semester of 2024



1

Enter 'Offline Attendance authentication number' on HY-ON LMS

2

'Lecture Contents' changes to 'Weekly Learning'

3

There are various types of 'Board' other than 'Announcements'

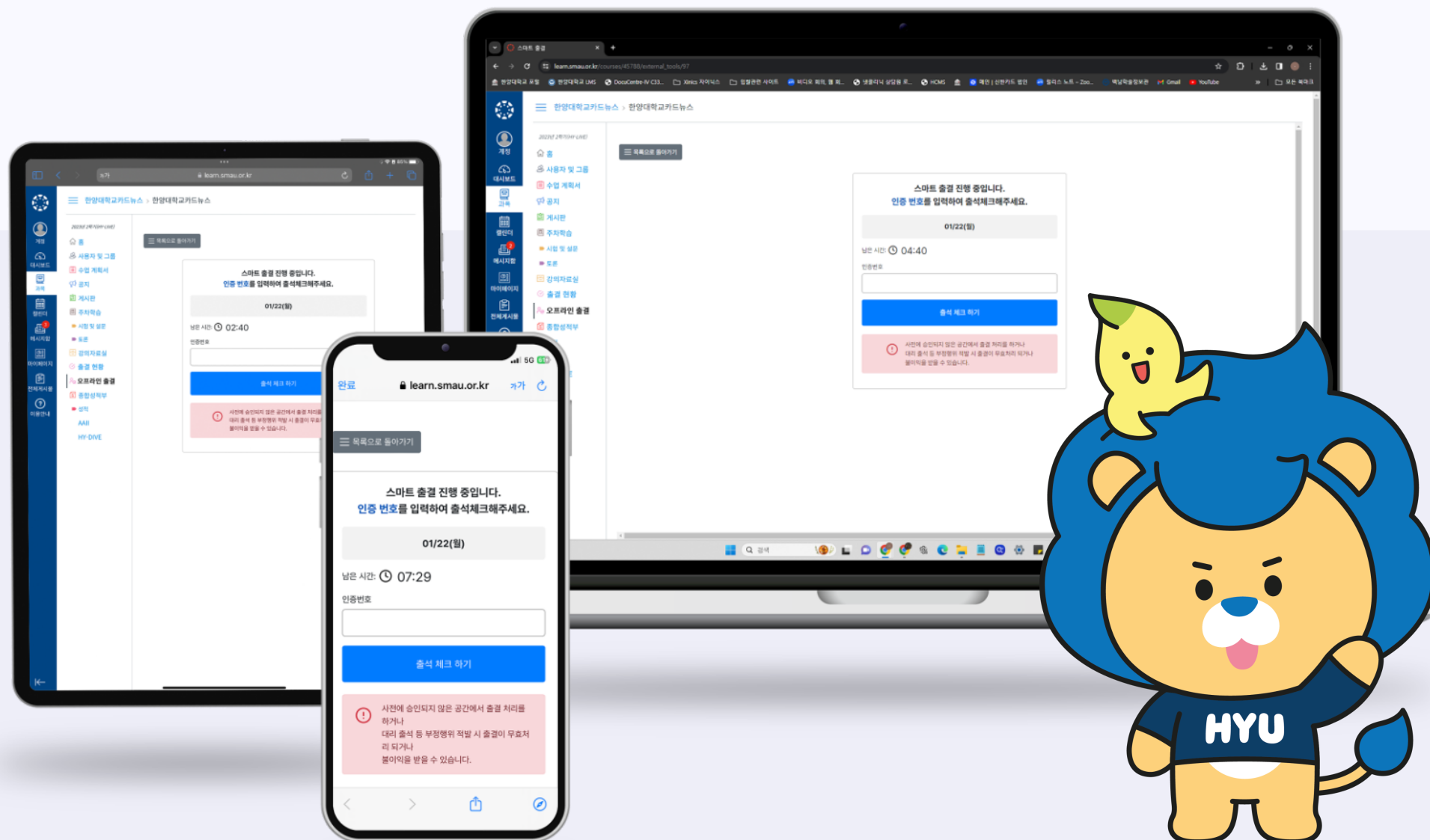
## Offline Attendance

H

Enter 'Offline Attendance authentication number' on HY-ONLMS



# Enter offline on HY-ON LMS. Let's start 'Offline Attendance'



When using 'smart attendance(authentication number)', enter the authentication number announced by professor on PC Web / Learning-X application or tablet

## Offline Attendance

H

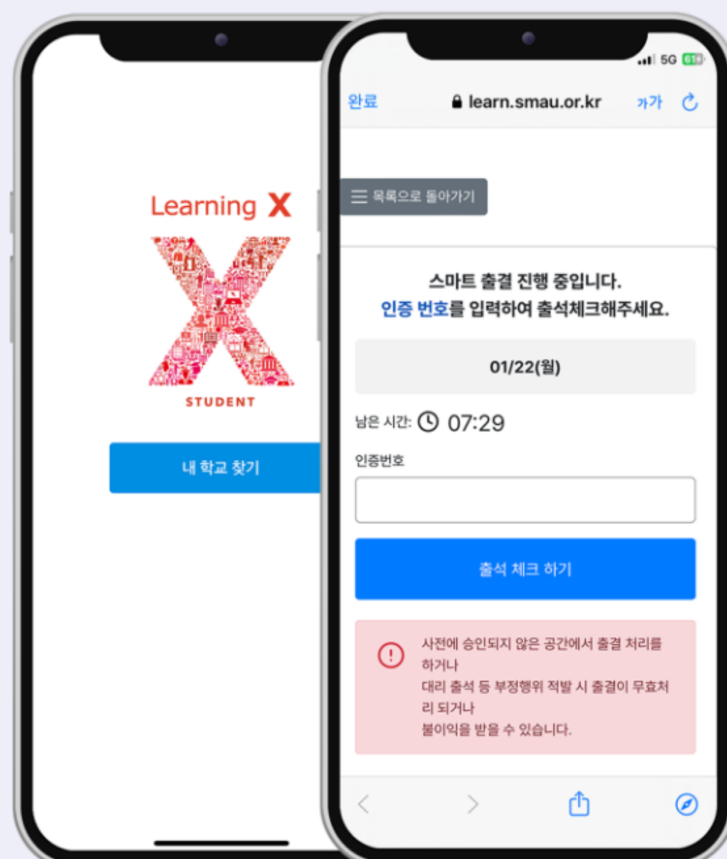
Enter 'Offline Attendance authentication number' on HY-ONLMS



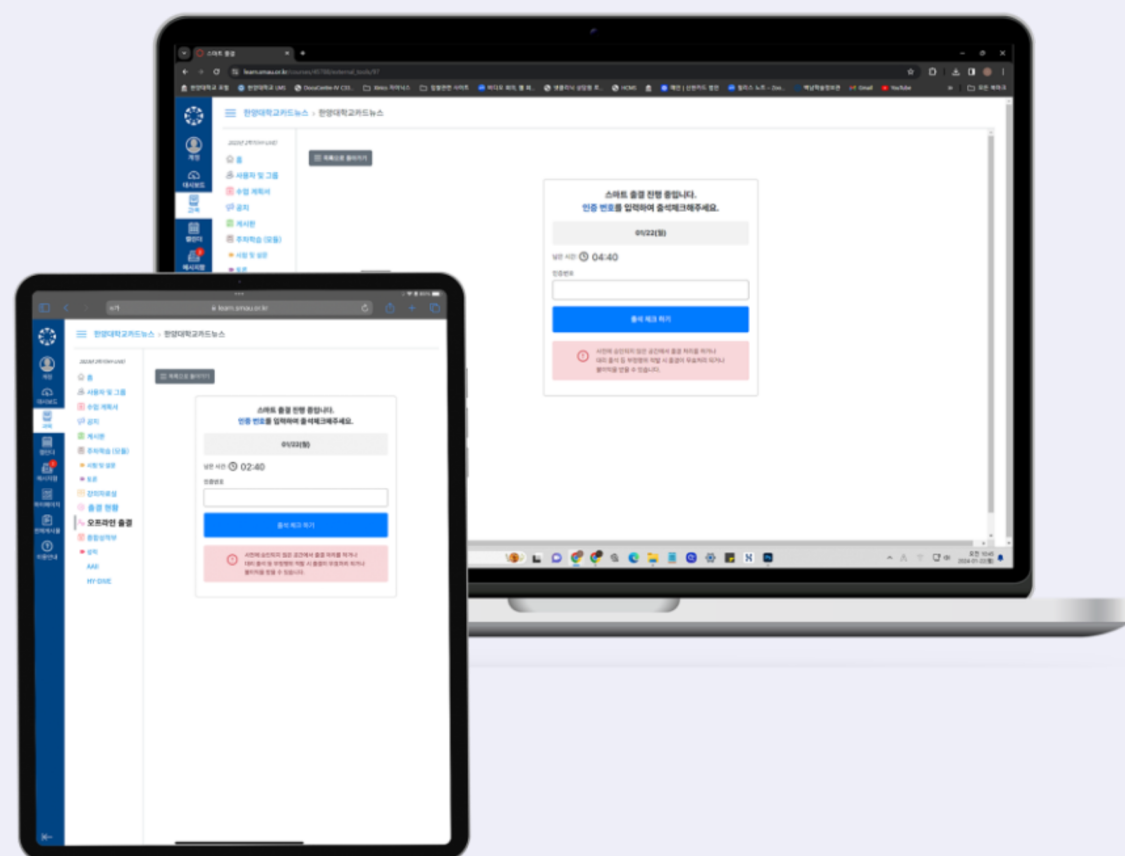
### STEP1 Entering Attendance

When 'Smart Attendance' starts, enter authentication number by your device

Mobile Application  
(Learning X Studnet)



WEB(PC/Mobile/Tablet PC)



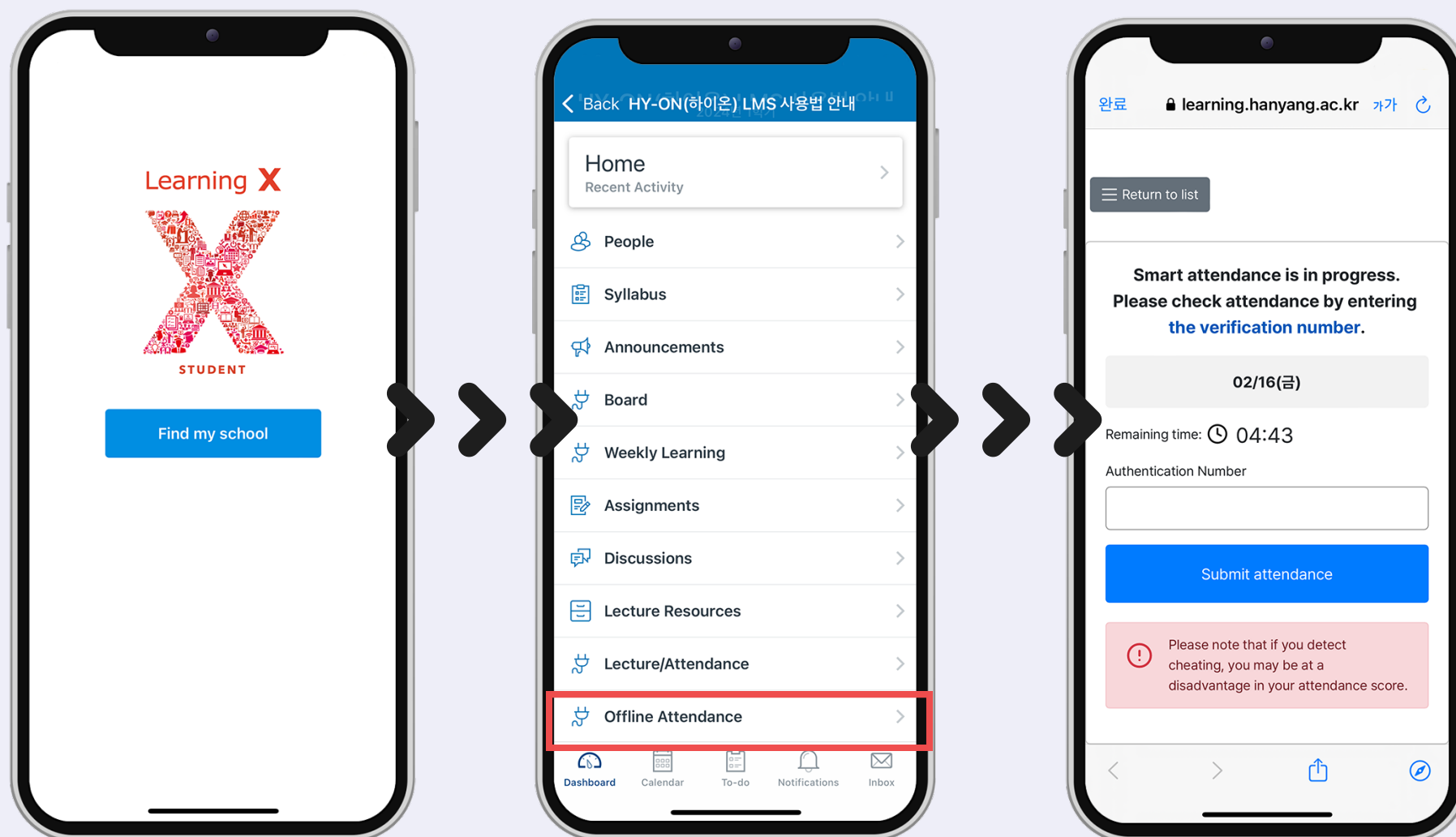
## Offline Attendance

H

Enter 'Offline Attendance authentication number' on HY-ONLMS



### ① Mobile Application (Learning X Student)



\* When professor uses Smart Attendance, you can get Learning X push alarm and message in case you already allowed function to send notification messages to learners.

Mobile Application 'Learning X Student' → Choose Course →  
Click Offline Attendance Menu → Enter authentication number →  
Confirm 'Attendance Check Completed'

## Offline Attendance

H

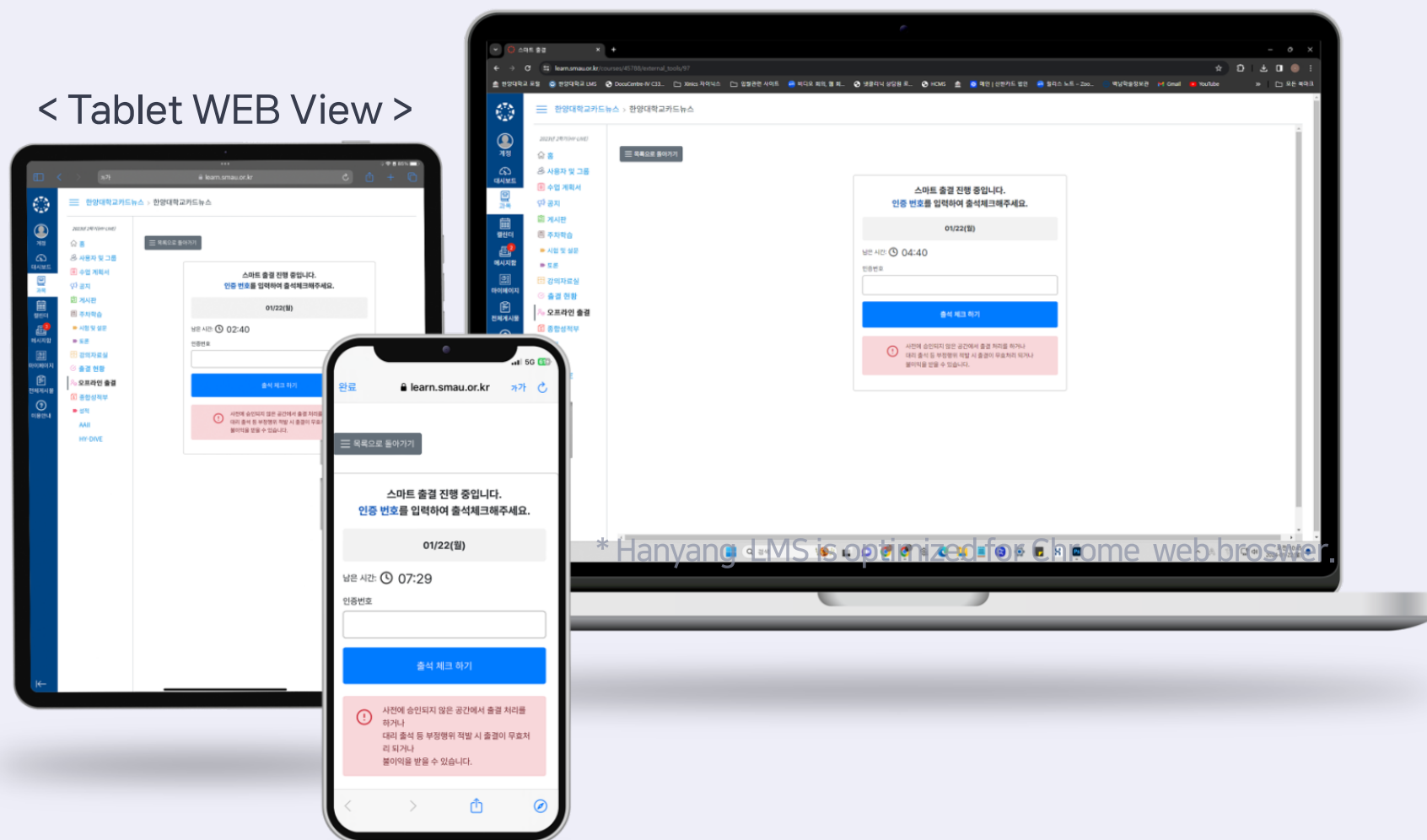
Enter 'Offline Attendance authentication number' on HY-ONLMS



## ② WEB(PC/Mobile/Tablet PC)

< PC WEB View >

< Tablet WEB View >



< Mobile Web View >

Do not worry if you don't have any APP! You can also use authentication number on 'Offline Attendance Menu' of PC/Mobile/Tablet WEB to enter authentication number.

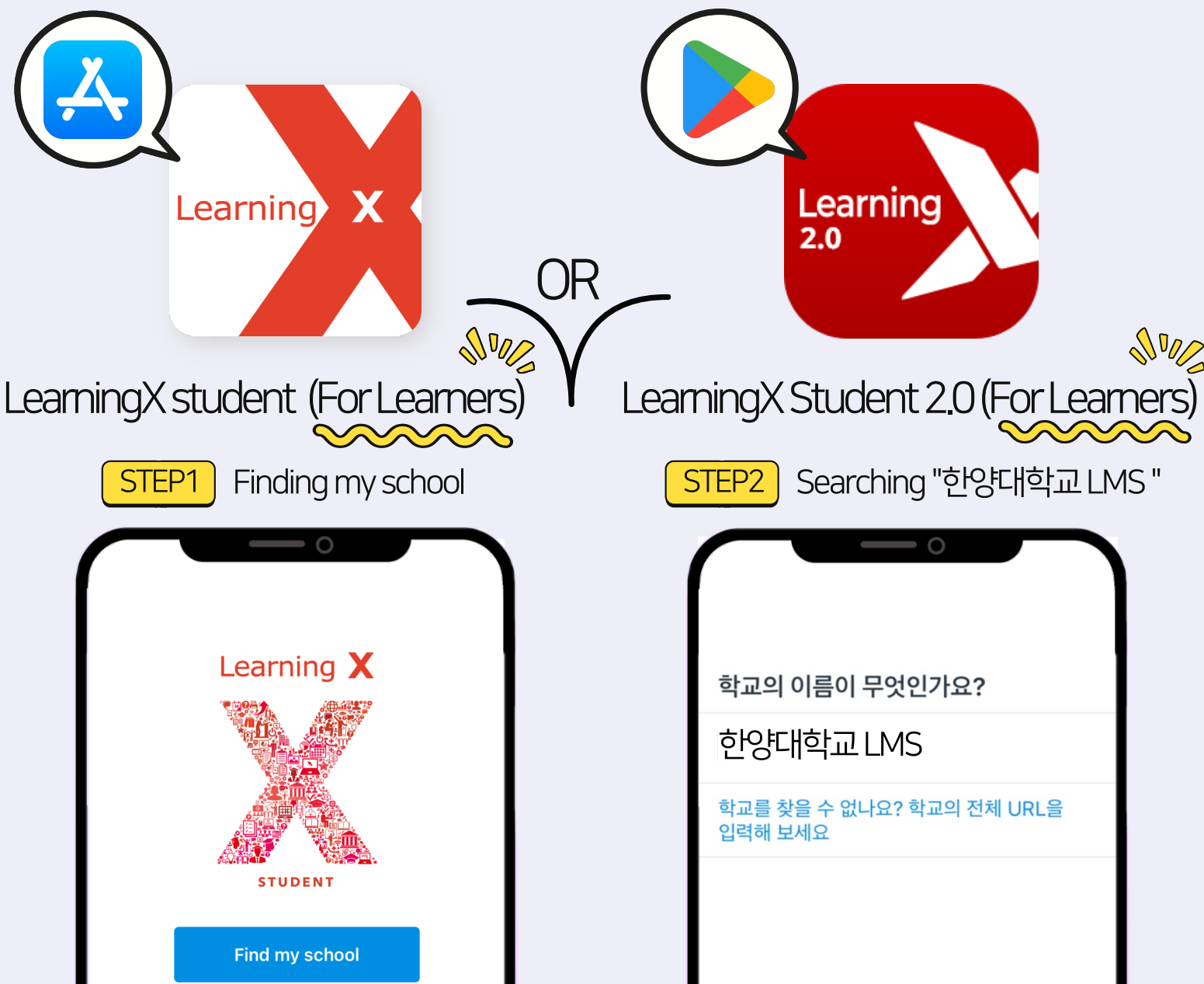
## Offline Attendance

H

Enter 'Offline Attendance authentication number' on HY-ONLMS



[ Note ] Install Mobile Application 'Learning X Student'.



Downloading Application → Find my school → Searching Hanyang University LMS → Enter ID/PW of Hanyang Portal and access the Course




# Offline Attendance

H Enter 'Offline Attendance authentication number' on HY-ONLMS

## STEP2 Checking the attendance

[Lecture/Attendance] Check your attendance on the menu

  
Account  
Dashboard  
Courses  
Calendar  
Inbox  
MyPage  
Board

2024년 1학기  
Home  
People  
Syllabus  
Announcements  
Board  
Weekly Learning  
Assignments  
Discussions  
Lecture Resources  
**Lecture/Attendance**  
Offline Attendance  
Grades

HY-ON(하이온) LMS 사용법 안내 > HY-ON(하이온) LMS 사용법 안내

total count 4 | attended 2 | late 0 | absent 1 | incomplete 1

Week	Lesson	Title	Type	Attendance status	Details
Week 1	Lesson 1	02/03(토)	Offline Attendance	● attended	
		Week1 Flip Learning Video (Online Video Lecture)	Video	✗ absent	🔍
	Lesson 2	Week 1 Live Lecture	Video Meeting		🔍
Week 2	Lesson 1	Week2 Online Lecture	Video	● attended	🔍

After the authentication, attendance is newly updated and you can check both 'Offline Attendance' and attendance for each week or session



## Weekly Learning

H

Learning for each week is available on 'Weekly Learning' menu



Click and learn the contents for each week which are uploaded on 'Weekly Learning' menu



Week	Day	Content	Status
01	02	Week1 Flip Learning Video (Online Video Lecture)	Absent
03	03	Week1 Flip Learning Video (Online Video Lecture)	Upcoming
04	04	Week1 Live Lecture	Upcoming

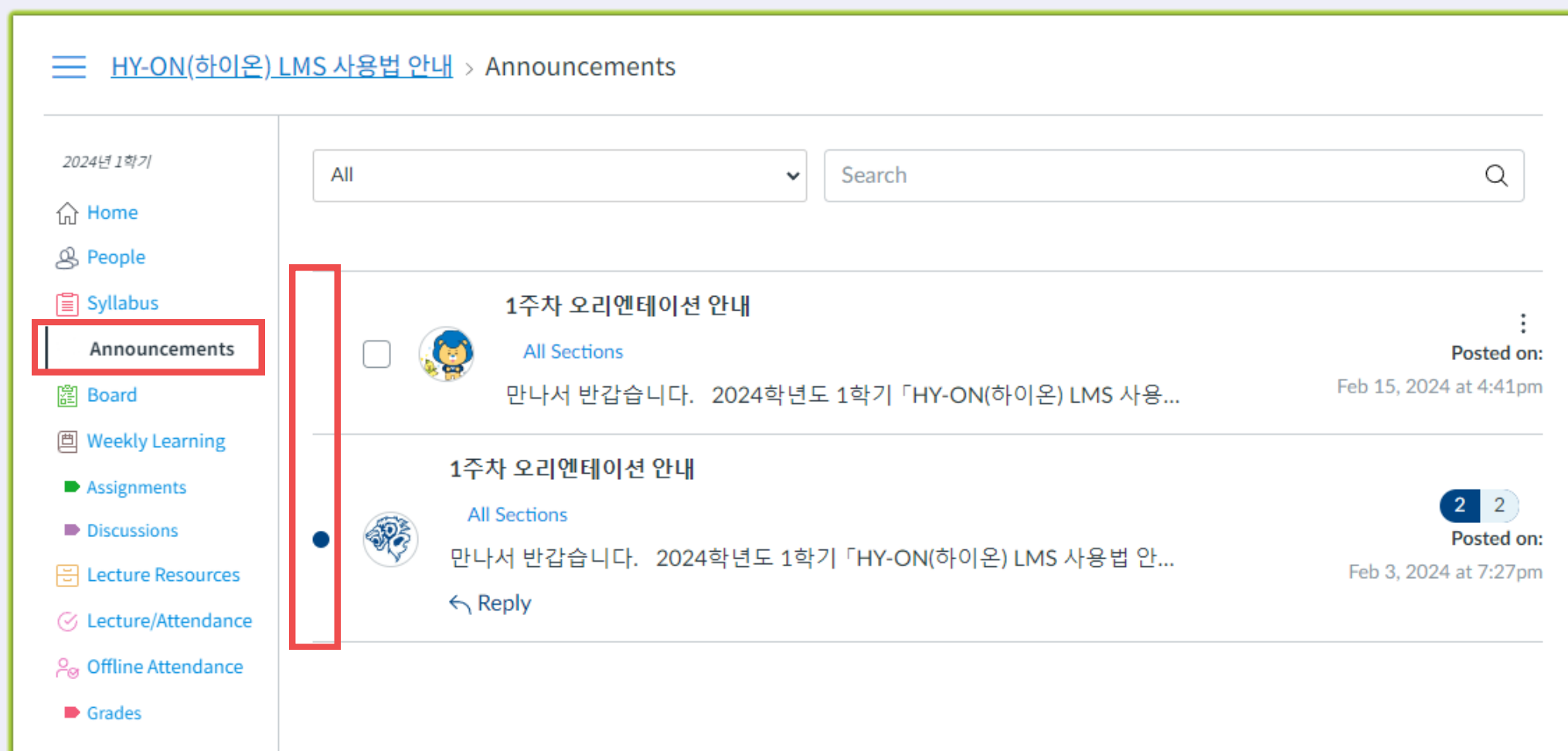
Past contents on 'Lecture Contents' menu have been moved to 'Weekly Learning' menu and you can click and study those contents such as 'Video Lecture', 'Live Lecture', 'Assignments' and 'Discussions' for each week.

## Announcements & Board

H There are various types of 'Board' other than 'Announcements' —



Check the notices from professor on 'Announcements' menu.



You can check the notices from professor on 'Announcements' menu and '●' icon disappears when you check the post.

H

There are various types of 'Board' other than 'Announcements'



There are various types of boards depending on the content set by the professor.

HY-ON(하이온) LMS 사용법 안내 > HY-ON(하이온) LMS 사용법 안내

2024년 1학기

- Home
- People
- Syllabus
- Announcements
- Board**
- Weekly Learning
- Assignments
- Discussions
- Lecture Resources

### All boards

	Q&A Board <span>Secret post</span>	1	1	Updated 2024-02-15 10:43
	1:1 Board <span>1:1 (Private)</span>	0	0	
	Anonymous Board <span>Anonymous</span>	0	0	
	Anonymous Private Board <span>Secret post</span>	0	0	

You can use various functions of Board that professor sets and see the newly updated posts by checking the '●' icon.



# 2024

## Let's start with HY-ON LMS

